


Writing Long Term Coverage Plan Year Three


Autumn One

Writing	Unit Focus	Stimulus	Spelling Rules	SPaG
<p style="text-align: center;">Narrative: The Hunter <i>Independent: Change Animal</i></p>	<p style="text-align: center;">2WT/2A1/2A2 Basics – Capital Letters and Full Stops</p> <p style="text-align: center;">WT/A1/A2 Basics Co-ordinating Conjunctions</p>	<p style="text-align: center;">The Hunter – Paul Geraghty</p> 	Unit 1 – Adding the prefixes dis- and in-	<p style="text-align: center;">2WT/2A1/2A2 Capital Letters and Full Stops WT/A1/A2 Co-ordinating Conjunctions</p>
			Unit 1 – Adding the prefixes dis- and in-	
			Unit 2 – Adding the prefix im-	
<p style="text-align: center;">Non-Chronological Report: Wild Animal <i>Independent: Change Animal</i></p>	<p style="text-align: center;">2WT/2A1/2A2 Basics Expanded Noun Phrases</p> <p style="text-align: center;">WT/A1/A2</p>	<p style="text-align: center;">The Big Book of Beast - Yuval Zommer</p>	Unit 2 – Adding the prefix im-	<p style="text-align: center;">2WT/2A1/2A2 Expanded Noun Phrases WT/A1/A2 Non-Fiction Layout</p>
			Homophones	

Writing Long Term Coverage Plan Year Three





Expanded Noun Phrases
Non-Fiction Layout



Revision/Termly Check



Writing Long Term Coverage Plan Year Three

Autumn Two

Writing	Unit Focus	Stimulus	Spelling Rules	SPaG
<p style="text-align: center;">Narrative: Ug <i>Independent: Own Character</i></p>	<p style="text-align: center;">2WT/2A1/2A2 Basics Similes WT/A1/A2 Similes Prepositions of place</p>	<p style="text-align: center;">Ug – Raymond Briggs</p> 	Unit 3 – Adding the suffix -ous	<p style="text-align: center;">2WT/2A1/2A2 Similes WT/A1/A2 Prepositions of Place</p>
			Unit 3 – Adding the suffix -ous	
			Unit 4 – Adding the suffix -ly	
<p style="text-align: center;">Letter: Stone Age Boy <i>Independent: Different Adventures</i></p>	<p style="text-align: center;">2WT/2A1/2A2 Expanded Noun Phrases Question Sentences WT/A1/A2 Question Sentences Subordinating Conjunctions (while, until)</p>	<p style="text-align: center;">Stone Age Boy – Satoshi Kitamura</p> 	Unit 4 – Adding the suffix -ly	<p style="text-align: center;">2WT/2A1/2A2 Questions Sentences WT/A1/A2 Subordinating Conjunctions</p>
			Orange Words	
			Revision/Termly Check	



Writing Long Term Coverage Plan Year Three

Spring One

Writing	Unit Focus	Stimulus	Spelling Rules	SPaG
<p style="text-align: center;">Biography: Survivors <i>Independent: Different Person</i></p>	<p style="text-align: center;">2WT/2A1/2A2 Question Sentences Exclamation Sentences WT/A1/A2 Exclamation Sentence Subordinating Conjunctions (increase number)</p>	<p style="text-align: center;">Survivors – David Long and Kerry Hyndman</p> 	<p style="text-align: center;">Unit 5 – Words ending in - ture</p>	<p style="text-align: center;">2WT/2A1/2A2 Exclamation Sentences WT/A1/A2 Subordinating Conjunctions</p>
			<p style="text-align: center;">Unit 5 – Words ending in - ture</p>	
			<p style="text-align: center;">Unit 6 – Adding -ation to verbs to form nouns</p>	
<p style="text-align: center;">Narrative: Ignis <i>Independent: Finish Narrative</i></p>	<p style="text-align: center;">2WT/2A1/2A2 Alliteration Onomatopoeia Apostrophes for Contraction WT/A1/A2 Onomatopoeia Alliteration Apostrophes for Contraction Inverted Commas</p>	<p style="text-align: center;">Ignis – Gina Wilson</p> 	<p style="text-align: center;">Unit 6 – Adding -ation to nouns to form verbs</p>	<p style="text-align: center;">2WT/2A1/2A2 Apostrophes for Contraction WT/A1/A2 Inverted Commas</p>
			<p style="text-align: center;">Unit 7 – Words with the c sound spelt ch</p>	
			<p style="text-align: center;">Unit 7 – Words with the c sound spelt ch</p>	




Writing Long Term Coverage Plan Year Three

Spring Two

Writing	Unit Focus	Stimulus	Spelling Rules	SPaG
<p style="text-align: center;">Diary: Escape from Pompeii <i>Independent: Different Point of View</i></p>	<p style="text-align: center;">2WT/2A1/2A2 Simile Adverbs WT/A1/A2 Simile Time adverbials</p>	<p style="text-align: center;">Escape from Pompeii – Christina Balit</p> 	<p style="text-align: center;">Unit 8 – Words with the <i>sh</i> sound spelt ch</p>	<p style="text-align: center;">2WT/2A1/2A2 Adverbs WT/A1/A2 Time Adverbials</p>
			<p style="text-align: center;">Unit 8 – Words with the <i>sh</i> sound spelt ch</p>	
			<p style="text-align: center;">The short <i>i</i> sound spelt with the letter y</p>	
<p style="text-align: center;">Newspaper Report: Pompeii Eruption <i>Independent: Different Disaster</i></p>	<p style="text-align: center;">2WT/2A1/2A2 Exclamation Marks Commas in a list WT/A1/A2 Commas in a list Present Perfect Tense</p>		<p style="text-align: center;">Unit 9 – Adding the suffix -ion</p>	<p style="text-align: center;">2WT/2A1/2A2 Commas in a list WT/A1/A2 Present Perfect Tense</p>
			<p style="text-align: center;">Unit 9 – Adding the suffix -ion</p>	
			<p style="text-align: center;">Revision/Termly Check</p>	



Writing Long Term Coverage Plan Year Three

Summer One

Writing	Unit Focus	Stimulus	Spelling Rules	SPaG
<p>Instructions (1 week unit): Day 1: Experience Day 2: Grammar Day 3/4: Model Day 5: Independent</p>	<p>2WT/2A1/2A2 Command Sentence WT/A1/A2 a/an correctly</p>	<p>Making Food (Experience)</p> 	<p>Unit 10 – Adding the suffix -ian</p>	<p>2WT/2A1/2A2 Command Sentence WT/A1/A2 a/an correctly</p>
<p>Persuasion: Daisy – Eat Her Peas <i>Independent: Different Vegetable</i></p>	<p>2WT/2A1/2A2 <i>Based on Teacher Assessment</i> Co-ordinating Conjunctions WT/A1/A2 <i>Co-ordinating Conjunctions</i></p>	<p>Daisy, Eat Your Peas – Nick Sharrat</p> 	<p>Unit 10 – Adding the suffix -ian</p>	<p>2WT/2A1/2A2 Co-ordinating Conjunctions WT/A1/A2 a/an correctly</p>
			<p>Unit 11 – Adding the prefix re-</p>	
<p>Narrative: The Incredible Book Eating Boy <i>Independent: Eats Something Else</i></p>	<p>2WT/2A1/2A2 <i>Expanded Noun Phrases</i> Apostrophes for possession WT/A1/A2 <i>Apostrophes for Possession</i> Paragraphs</p>	<p>The Incredible Book Eating Boy – Oliver Jeffers</p> 	<p>Unit 11 – Adding the prefix re-</p>	<p>2WT/2A1/2A2 Apostrophes for Possession WT/A1/A2 Paragraphs</p>
			<p>Homophones</p>	
			<p>Revision/Termly Check</p>	

Writing Long Term Coverage Plan Year Three

Summer Two

Writing	Unit Focus	Stimulus	Spelling Rules	SPaG
<p>Balanced Argument: Should the little girl kill the bee? <i>Independent: Should the little girl free the bee?</i></p>	<p>2WT/2A1/2A2 Based on Teacher Assessment Subordinating Conjunctions WT/A1/A2 Subordinating Conjunctions Based on Teacher Assessment</p>	<p>Bee and Me – Alison Jay</p> 	Unit 12 – Adding the prefix anti-	<p>2WT/2A1/2A2 Subordinating Conjunctions WT/A1/A2 Based on Teacher Assessment</p>
			Unit 12 – Adding the prefix anti-	
			Unit 13 – Adding the prefix super-	
<p>Narrative: Bee and Me <i>Independent: Own Creature</i></p>	<p>2WT/2A1/2A2 Based on Teacher Assessment WT/A1/A2 Based on Teacher Assessment</p>		Unit 13 – Adding the prefix super-	<p>2WT/2A1/2A2 Based on teacher assessment WT/A1/A2 Based on teacher assessment</p>
			Unit 14 – Adding the prefix sub-	
			Unit 14 – Adding the prefix sub-	