



Writing Long Term Coverage Plan Year Two






Autumn One

Writing	Unit Focus	Stimulus	Spelling Rules	SPaG
<p>Narrative: Spyder <i>Independent: Retell the ending independently.</i></p>	<p>1WT/1A1/1A2 Basics – Letter Formation</p> <p>WT/A1/A2 Adjectives Expanded Noun Phrases</p>	<p>Spyder – Matt Carr</p> 	<p>RWI Assessments</p>	<p>1WT/1A1/1A2 Letter Formation WT/A1/A2 Expanded Noun Phrases</p>
			<p>Unit 1 - The or sound spelt a before l and ll</p>	
			<p>Unit 2 - Soft c</p>	
<p>Non-Chronological Report: Corby <i>Independent: Exeter - A Learning Community</i></p>	<p>1WT/1A1/1A2 Capital Letters - Names</p> <p>WT/A1/A2 Capital Letters – Names Question Sentences Statement Sentences</p>	<p>Trip – Corby Town Centre</p> 	<p>Unit 3 - Adding the suffix -y</p>	<p>1WT/1A1/1A2 Capital Letters - Names WT/A1/A2 Questions and Statements</p>
			<p>Unit 4 - Adding the suffix –y (2)</p>	
			<p>Revision/Termly Check</p>	



Writing Long Term Coverage Plan Year Two

Autumn Two

Writing	Unit Focus	Stimulus	Spelling Rules	SPaG
<p>Narrative: The Magic Porridge Pot <i>Independent: Different Food - The Magic Pot</i></p>	<p>1WT/1A1/1A2 Capital Letters – Sentences</p> <p>WT/A1/A2 Alliteration Adverbs Similes</p>	<p>The Magic Porridge Pot</p> 	<p>Unit 5 – Adding the suffix -ly</p> <p>Unit 5 – Adding the suffix -ly</p> <p>Unit 6 – The n sound spelt kn/gn</p>	<p>1WT/1A1/1A2 Capital Letters - Sentences WT/A1/A2 Adverbs</p>
<p>Instructions: The Gingerbread Man <i>Independent: Instructions - Cakes</i></p> <p>(1 week unit): Day 1: Experience Day 2: Grammar Day 3/4: Model Day 5: Independent</p>	<p>1WT/1A1/1A2 Capital Letters and Full Stops</p> <p>WT/A1/A2 Adverbs Command Sentences</p>	<p>The Gingerbread Man</p> 	<p>Unit 7 – The igh sound spelt y</p>	<p>1WT/1A1/1A2 Capital Letters and Full Stops WT/A1/A2 Command Sentences</p>
<p>Narrative: George and the Dragon <i>Independent: George, The Dragon and The Princess</i></p>	<p>1WT/1A1/1A2 Adjectives</p> <p>WT/A1/A2 Adjectives Apostrophes - Contraction</p>	<p>George and The Dragon – Christopher Wormell</p> 	<p>Unit 8 – Adding the suffix -ing</p> <p>Revision/Termly Check</p>	<p>1WT/1A1/1A2 Questions Sentences WT/A1/A2 Apostrophes – Contraction</p>



Writing Long Term Coverage Plan Year Two

Spring One

Writing	Unit Focus	Stimulus	Spelling Rules	SPaG
<p>Recount: Journey Through a Castle <i>Independent: Rockingham Castle Trip</i></p>	<p>1WT/1A1/1A2 Conjunction 'and' WT/A1/A2 Conjunction 'and' Commas in a list</p>	<p>Look Inside a Castle – Conrad Mason</p> 	Unit 9 – The j sound	<p>1WT/1A1/1A2 Conjunction 'and' WT/A1/A2 Commas in a list</p>
			Unit 10 – The o sound a after w an qu	
			Unit 11 – Adding the suffix – ed (1)	
<p>Narrative: Rapunzel <i>Independent: Rapunzel by Rachel Isadora</i></p>	<p>1WT/1A1/1A2 Exclamation Marks WT/A1/A2 Exclamation Sentence Co-ordinating Conjunctions</p>		Unit 12 – Adding the suffix – ed (2)	<p>1WT/1A1/1A2 Exclamation Sentences WT/A1/A2 Co-ordinating Conjunctions</p>
			Unit 13 – Adding the suffix – ed (3)	
			Revision/Termly Check	



Writing Long Term Coverage Plan Year Two

Spring Two

Writing	Unit Focus	Stimulus	Spelling Rules	SPaG
<p style="text-align: center;">Diary: Journey Across the Sea <i>Independent: Looking After Soldiers</i></p>	<p style="text-align: center;">1WT/1A1/1A2 Capital Letter for the Pronoun 'I' WT/A1/A2 Capital Letters Apostrophes for Possession</p>	<p style="text-align: center;">Hoorah for Mary Seacole – Trish Cooke</p> 	Unit 14 – The r sound spelt wr	<p style="text-align: center;">1WT/1A1/1A2 Capital Letter for the Pronoun 'I' WT/A1/A2 Apostrophes for Possession</p>
			Unit 15 – Adding the suffixes –er or –est (1)	
			Unit 16 - Adding the suffixes –er or –est (2)	
<p style="text-align: center;">Biography: Mary Seacole <i>Independent: Own Hero</i></p>	<p style="text-align: center;">1WT/1A1/1A2 Question Marks WT/A1/A2 Question Marks Subordinating Conjunctions (when, because, if)</p>	<p style="text-align: center;">Little Leaders: Bold Women in Black History – Vashti Harrison</p> 	Unit 17 - Adding the suffixes –er or –est (3)	<p style="text-align: center;">1WT/1A1/1A2 Question Marks WT/A1/A2 Subordinating Conjunctions (when, because, if)</p>
			Unit 18 - The ee sound spelt ey	
			Revision/Termly Check	



Writing Long Term Coverage Plan Year Two

Summer One

Writing	Unit Focus	Stimulus	Spelling Rules	SPaG
<p>Narrative: The Enormous Turnip Independent: <i>Different Vegetable</i></p>	<p>1WT/1A1/1A2 Alliteration WT/A1/A2 Alliteration Commas in a list</p>	<p>The Enormous Turnip</p> 	Unit 19 - Adding the suffix –ness (1)	<p>1WT/1A1/1A2 Alliteration WT/A1/A2 Commas in a list</p>
			Unit 20 - Adding the suffix –ness (2)	
			Unit 21 - Words ending in –le	
<p>Letter: Crayons Independent: <i>Chairs (The Day the Chairs Quit)</i></p>	<p>1WT/1A1/1A2 Based on Teacher Assessment WT/A1/A2 Based on Teacher Assessment</p>	<p>The Day the Crayons Quit – Drew Daywalt</p> 	Unit 22 - Words ending in –el	<p>1WT/1A1/1A2 Based on Teacher Assessment WT/A1/A2 Based on Teacher Assessment</p>
			Unit 23 - Words ending in –al	
			Revision/Termly Check	

Writing Long Term Coverage Plan Year Two

Summer Two

Writing	Unit Focus	Stimulus	Spelling Rules	SPaG
<p>Narrative: Clem and Crab <i>Independent: Clem and a Different Creature</i></p>	<p>1WT/1A1/1A2 Based on Teacher Assessment WT/A1/A2 Based on Teacher Assessment</p>	<p>Clem and Crab – Fiona Lumbers</p> 	Unit 22 – Adding the suffix -ful	<p>1WT/1A1/1A2 Based on Teacher Assessment WT/A1/A2 Based on Teacher Assessment</p>
			Unit 23 – Adding the suffix -less	
			Unit 24 – Adding the suffix -ment	
<p>Non-Chronological Report Beach <i>Independent: Hunstanton</i></p>	<p>1WT/1A1/1A2 Based on Teacher Assessment WT/A1/A2 Based on Teacher Assessment</p>	<p>A First Book of the Sea – Nicola Davies</p> 	Unit 25 – Words ending in -tion	<p>1WT/1A1/1A2 Based on teacher assessment WT/A1/A2 Based on teacher assessment</p>
			Unit 26 – Adding the suffix -es	
			Revision/Termly Check	